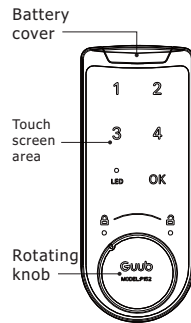


GUUB INTELLIGENT LOCK P152 Touch keypad Private/Public function User Manual



Guangzhou Guub Technology Co., Ltd.



Introduction of P152

5 keypads intelligent lock

- User code is 1-8 digits long, billions of possible combinations.
- User code is set and changed by user, automatic save when power off, never lost and garbled.
- Immediate unlock once enter user code, throughly give up keys and accessories, safe and convenient.
- Battery can be used in one year, automatic low battery warning.
- Automatic alarm four times against malicious breaking user codes.

Applications: Wood or Metal locker, wardrobe

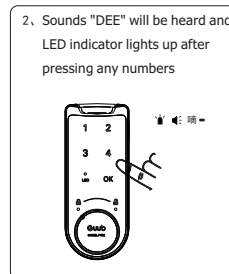
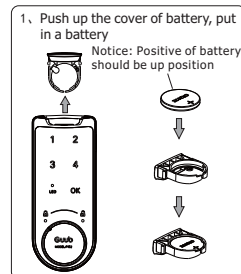
Function options: Private function or Public function

Private function: A user code can be used for long term, suitable for personal applications.

Public function: Enter a user code to lock and unlock once only and then user code will be override, suitable for public applications.

User Manual

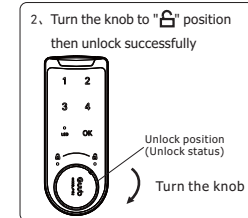
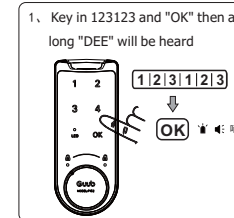
• Battery Installation



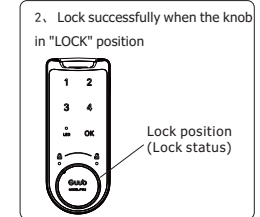
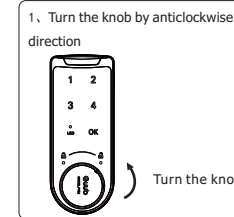
• How to use Private function

1) 、 Unlock

Factory default code is 123123.

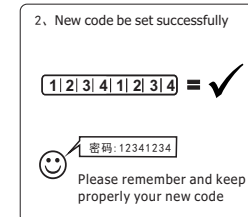
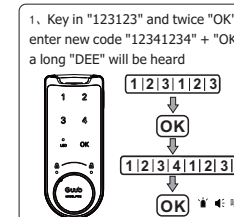


2) 、 Lock



3) 、 Code Setting (Can be set 1-8 digits long)


Example: Change factory default code "123123" into new code" 12341234"



• How to use Public function

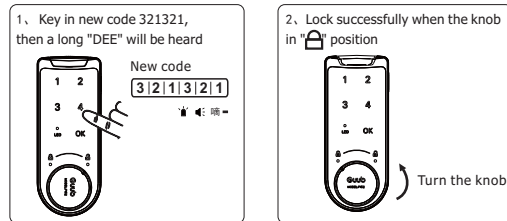
1) 、 Unlock by factory code

Factory default code is "123123".




2) 、 Set code to lock: fix 6 digits long as code for public function

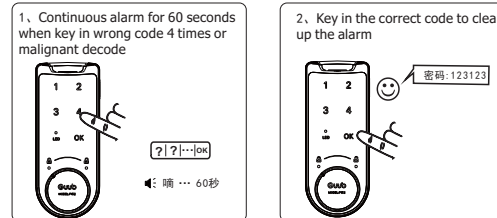
Example: Set a code "321321"



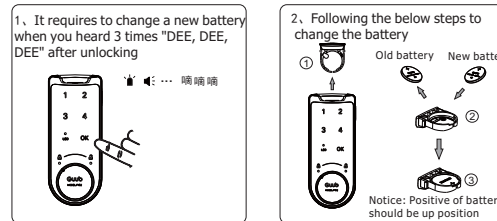
3) 、 Unlock



• Alarm Function



• Change Battery

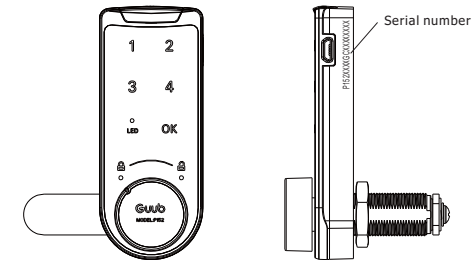


Notice:

The lock is powered by a button cell battery (Model: CR2032) with lifetime one year. When power is low, the lock will alarm "DEE, DEE, DEE" for 3 times when you unlock it. The lock still can afford 200 times unlocking until power consumers up. You need to change battery as soon as possible.

• Decoding (Emergency unlock)

In case users forgot the code, they can apply decoding service from supplier or Guub through lock serial number. (Decoded by manage code)



• Trouble Shooting

Trouble	Main Reason	Solutions
Alarm 2 times "DEE, DEE" after key in the code, lock can not open	Wrong code	Refer to Decoding (Emergency Unlock)
Alarm a long "DEE" after key in correct code, and alarm again 3 times "DEE, DEE, DEE", lock can not be open	Lower power	Change a new battery
Alarm a long "DEE" after key in the correct code, lock can not be open	Wrong locking position of knob	Turn the knob back to right locking position and try again
No sound when key in numbers, lock can be open	Alarm buzzer is broken	Change a new main board or alarm buzzer

Address: Guub Industrial Park, No.5 Kemulang South Road,

Tianhe District of Guangzhou, China

Tel: +86-20-38335088 Fax: +86-38335099

Email: info@guub.cn

Website: www.guub.cn