

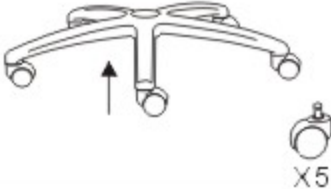


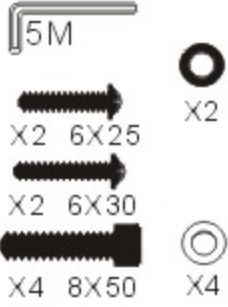
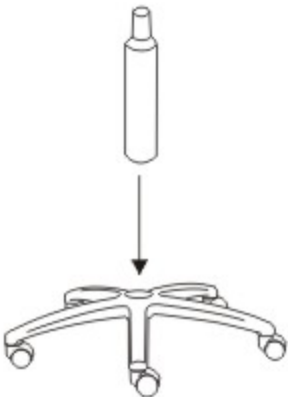


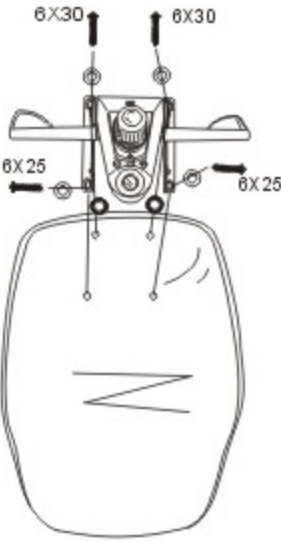
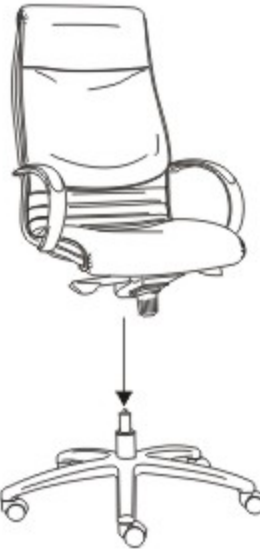
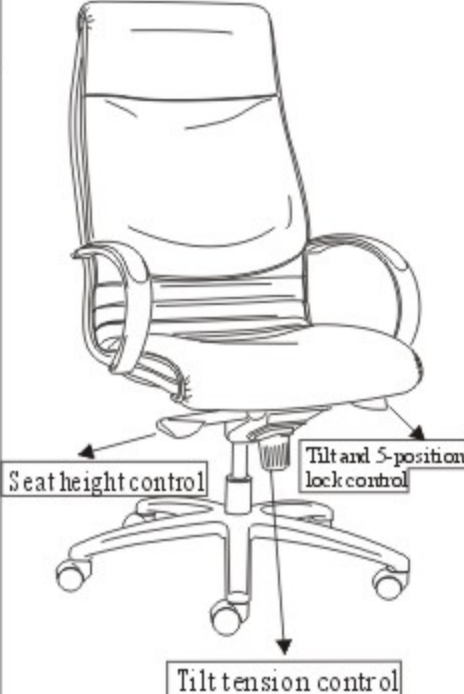


CL800

<p>(1)</p> 	<p>(2)</p>  <p>X2</p>	<p>(3)</p>  <p>X5</p>	<p>(4)</p> 	<p>(5)</p> 	<p>(6)</p>  <ul style="list-style-type: none"> 5M X2 6X25 X2 6X30 X4 8X50 X2 X4
<p>A</p> 	<p>B</p> <p>STEP 1</p>  <p>X2 8X50</p> <p>STEP 2</p>  <p>X2 8X50</p>	<p>C</p>  <p>6X30</p> <p>6X30</p> <p>6X25</p> <p>6X25</p>	<p>D</p> 	 <p>Seat height control</p> <p>Tilt and 5-position lock control</p> <p>Tilt tension control</p>	