



RAPID SPAN WORKSTATION LEG SET

Rapid Span SPLEG Pair of Legs ONLY.

SKU: RSPANLEGMS

Categories: [Desk Components & Screens](#),
[Rapid Span](#), [Rapid Span Components](#)

Rapid Span SPLEG Pair of Legs ONLY.




PRODUCT DESCRIPTION

Set Of 2 Rapid Span Workstation Legs
560mm D x 60mm W x 705mm H
Black Adjustable Levelling Feet
5 Year Warranty

GALLERY IMAGES



VARIATIONS

Image	SKU	Stock Status	Stock Quantity	Description	Colour
	SPLEG BL			Box 1 Width: 620 (mm) Box 1 Depth: 750 (mm) Box 1 Height: 140 (mm)	Black P/C
	SPLEG BS			Box 1 Width: 620 (mm) Box 1 Depth: 750 (mm) Box 1 Height: 140 (mm)	Brushed Silver P/C
	SPLEG WS			Box 1 Width: 620 (mm) Box 1 Depth: 750 (mm) Box 1 Height: 140 (mm)	White P/C

ADDITIONAL INFORMATION

Weight	0.0000 kg
Dimensions	560 × 60 × 705 mm
Colour	Black P/C, Brushed Silver P/C, White P/C