



## RAPID SPAN CORNER POLES

Corner Workstation Pole Leg ONLY.

---

**SKU:** RSPANCNRPOLEMS


**Categories:** [Desk Components & Screens](#),  
[Rapid Span](#), [Rapid Span Components](#)

Corner Workstation Pole Leg ONLY.




### PRODUCT DESCRIPTION

Corner Workstation Pole Leg  
90. Degree Post Leg  
50mm x 50mm x 705mm H  
Black Adjustable Levelling Feet  
Steel Construction  
5 Year Warranty

**GALLERY IMAGES**



**VARIATIONS**

Image	SKU	Stock Status	Stock Quantity	Description	Colour
	SPPM BL			<b>Box 1 Width:</b> 110 (mm) <b>Box 1 Depth:</b> 750 (mm) <b>Box 1 Height:</b> 110 (mm)	Black P/C
	SPPM BS			<b>Box 1 Width:</b> 110 (mm) <b>Box 1 Depth:</b> 750 (mm) <b>Box 1 Height:</b> 110 (mm)	Brushed Silver P/C
	SPPM WS			<b>Box 1 Width:</b> 110 (mm) <b>Box 1 Depth:</b> 750 (mm) <b>Box 1 Height:</b> 110 (mm)	White P/C

**ADDITIONAL INFORMATION**

<b>Weight</b>	0.0000 kg
<b>Dimensions</b>	50 × 50 × 705 mm
<b>Colour</b>	Black P/C, Brushed Silver P/C, White P/C